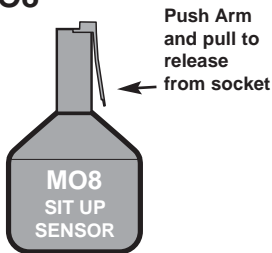
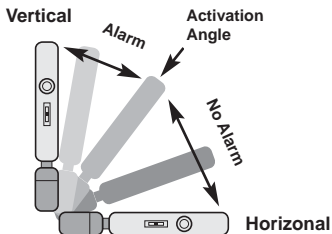


# Malem Sit Up Sensor

## MODEL MO8



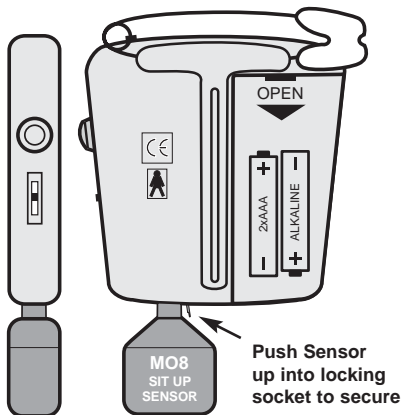
The Alarm will activate if the users movement make the sensor stand upright.

For best results:

1. Attach alarm inside a Pyjama Top pocket or,
2. Attach on the inside of a T-Shirt Collar or
3. Clip alarm to an elasticated bandage around the thigh.

To Stop Alarm:

1. Place Sit Up Sensor in horizontal position and press the reset button on the side.
2. Remove Sit Up Sensor from alarm and press the Reset button.



Sit Up Sensor can be used with all Malem Alarms

# Malem Ultimate 1S Enuresis Alarm

## MODEL MO4S

### Selection Switch


Slide to:

1 = Single Sound\*

8 = 8 Sounds\*\*

\*See sound selection switch for choice.

\*\*Sound selection switch must be on position 1.



lock      unlock

Safety Pin  
slide  
sideways  
to lock or  
unlock

Reset  
button



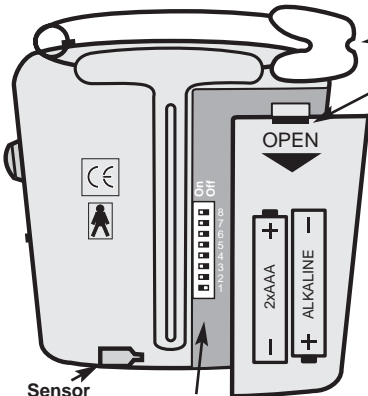
### Combination Selection Switch

Slide to:

**S** For Sound/s only

**V&S** For Sound/s and  
vibration

**V** For Vibration only



Use coin  
edge or  
screw driver  
to slide  
battery cover

Use 2 x AAA  
Alkaline batteries  
Please observe  
correct  
polarity when  
replacing  
batteries

Sensor  
locking  
socket

### For 8 sound choice

Only switch  
position 1 must  
be on (rest in  
off position)

Single sound  
selection switch  
use a very small  
screw driver or  
paper clip to  
activate switch -  
(be careful)



Use Alkaline batteries ONLY

# Malem Queen's Square Bladder Stimulator

## MODEL PC9

To activate  
press pad against skin or  
use switch

Push button down for ON  
Push again for OFF

### Pull Down

Use 2 x AA  
Alkaline batteries  
Please observe  
correct polarity  
when replacing  
batteries

### How to use

1. place the  
Stimulator on  
the lower  
abdomen  
(above the  
pubic bone)  
before commencing  
passing urine and  
apply gentle pressure  
to activate the vibration.  
(If you are unable to  
exert sufficient pressure to  
activate, then use the on/off  
button on the back.)

2. Keep the stimulator vibrating while urine is being passed  
and for about one to two (1-2) minutes after you feel you have finished.

Model PC9



Adjust rope  
length by tying  
a knot

Use Alkaline batteries ONLY